

# MIGHTY



# MIGHTY builds your business.

**Like a reliable partner always ready to work 24/7,  
the all-new MIGHTY helps build your business.**

From the smartly designed exterior to the wide, spacious cabin and sturdily built chassis, MIGHTY has been engineered to be the best-in-class. Every detail reflects Hyundai's commitment to innovation and quality. No matter what the job, MIGHTY is designed to help you get it done quickly, efficiently and comfortably so you're ready for your next customer.








# Bold & confident design.

## Superior design and functionality.

Stylish and practical, MIGHTY achieves a perfect balance of form and function. It's now easier than ever to access the cabin thanks to the wider cabin door and improved step design. Distinctively styled headlamps deliver more lumens than ever for better nighttime visibility, while the dimensions and geometry of the radiator grille have been carefully calibrated to optimise engine cooling. Door mirrors, front and side glass have all been enlarged resulting in a much wider field of view that promotes safer, more confident driving. Thoughtful design puts MIGHTY ahead of the competition.

## Cross-Type Design Identifies MIGHTY as a Tough and Solidly-Built Truck.

The front end features a distinctive cross-type design, which projects an image of strength and reliability. The cross pattern physically divides the front end into three major groups - the wide, low bumper, the headlights and the radiator grille - yet it manages to provide a strong sense of visual unity.



## Wider Windshield Glass



## Taller, Wider Side Glass

A taller, wider side window provides the driver with a much better view for safer driving.



## Grip-Type Door Handle

The horizontal handle is large and hefty and provides a secure grip even if wearing heavy gloves.



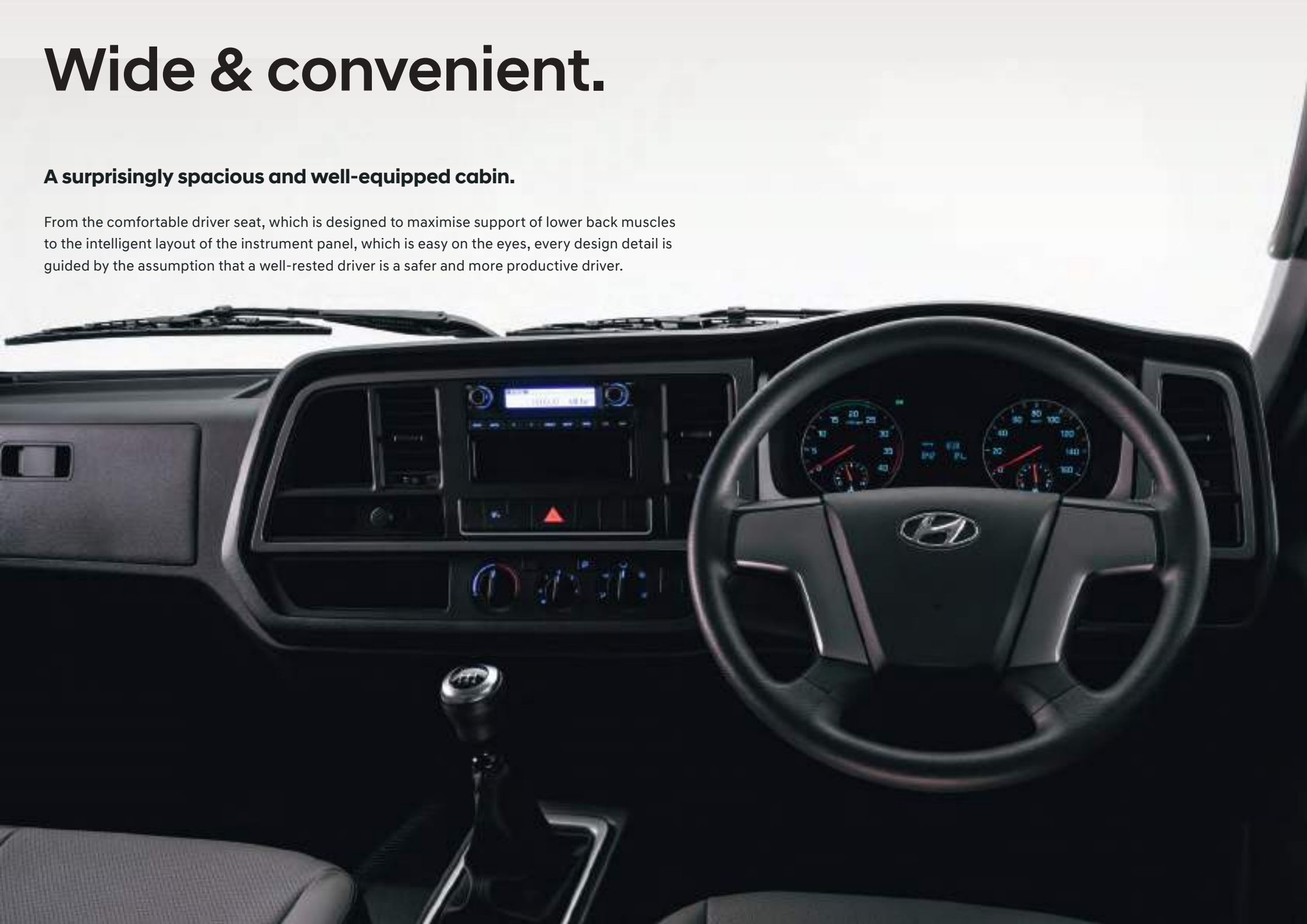
## Stylish Headlamps

Two vertically stacked headlights create an impression of strength and authority. Headlight level adjustment with a simple scroll enhances practicality and safety on the road.

# Wide & convenient.

## A surprisingly spacious and well-equipped cabin.

From the comfortable driver seat, which is designed to maximise support of lower back muscles to the intelligent layout of the instrument panel, which is easy on the eyes, every design detail is guided by the assumption that a well-rested driver is a safer and more productive driver.



### Extra Spacious Cabin

Improvements to the cabin design start with increases to the key dimensions. Taller and longer, the new cabin has a pleasant spacious feel. With more headroom and legroom to enjoy, driving is guaranteed to be more comfortable.

### Horizontal Dashboard Layout

The instrumental panel features a new horizontal layout for a simpler, more modern look. Control switches are also larger and are logically organised for even easier and more intuitive operation.



### Maintenance

#### Alert System

This advanced monitoring system issues alerts whenever it's time for an oil change or other important maintenance services.



### Audio System

The M200 radio and AUX.



### Multi-Function

#### Control Stalks

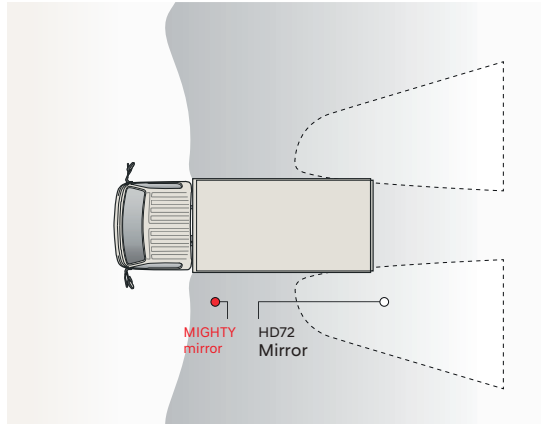
Light and turn signal control functions are right at your fingertips with these sturdily-built stalks.



# Max visibility & easy entry.

## A better view for safer driving.

Bigger glass, smaller A-pillars and new headlights all contribute to better visibility, which makes the new MIGHTY so much safer to drive. Redesigned side mirrors shrink the size of the blind spot to provide wider coverage for safer lane changes. Styled handlamp with projection-type lenses make it easier to see and to be seen when driving in poor weather conditions.




## Improved Side Window View

To achieve better lines of sight in all directions, the door windows are slightly larger than before. The driver will quickly notice how even a very minor change can make a huge improvement in side visibility. The combination of larger side windows and a better mirror design helps promote more confident and safer driving.

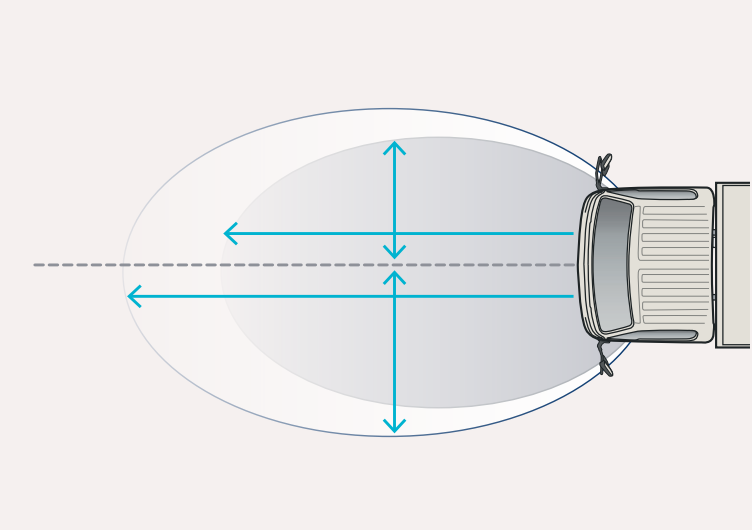
## Full Coverage Mirrors

Drivers will see much more with these new side mirrors. The main mirror is now 10mm taller, while the newly added sub-mirror is convex-shaped to maximise rear-view coverage. This dual mirror set-up eliminates the blind spot area and provides a much wider field-of-view for safer, more confident driving.



## Enhanced Forward Visibility.

MIGHTY drivers enjoy a bigger and better forward view thanks to two factors. Firstly, the crashpad features a new horizontal design that minimises height and which has been mounted as low as possible. Secondly, the windscreen rake angle is slightly closer to the vertical position, thereby maximising the forward view angle.



## Easy Ingress & Egress

One repetitive task that truck drivers face each day is climbing a step to get in and out of their trucks. To minimise the effort required, Hyundai engineers have lowered the height of the step, while lengthening and widening it for a more secure footing. A larger door cutout opening also helps.

## Easy Entry Steps

Strong steps sit lower and are wider and deeper while perforations maximise traction.

## Longer, Wider Beam Pattern

The new, tall-style headlamps include a major redesign of the reflective mirror optics resulting in significant improvements to the beam pattern. Compared to their predecessors, these newest headlamps cast a significantly longer and wider beam pattern than before, making nighttime driving much safer.

# Superior comfort.

MIGHTY's cabin is designed to surpass expectations. Firstly, its generous interior dimensions allow the driver to stretch out and relax in complete comfort. Secondly, it is equipped with an ample number of storage compartments to help keep the driver well-organised.

## More storage space.



### Glove Box

At 7.6 liters, this generously sized compartment keeps your travel essentials within easy reach.



### Cup Holders

With these cleverly designed cup holders, quenching your thirst while driving has never been easier.





# Versatile & strong.

## Tackle any job.

Whatever your type of business, MIGHTY is the perfect partner helping you deliver the best results. This versatile workhorse is ready to tackle any job, big or small. The bare chassis edition can be easily adapted to diverse applications thanks to the matrix of pre-drilled holes. By moving the engine and the rear of the cab forward by 50mm creates maximum load deck space and increases variety of wheelbase lengths so you can choose the perfect size for your business. When you need the job done right, the versatile MIGHTY gets it done with reliability and efficiency.

## Carry maximum payloads.

MIGHTY is manufactured with proprietary Hyundai-made steel to guarantee rigorous high standards of rigidity and durability. The all-steel backbone features a ladder-frame configuration with crossmember reinforcement and other optimized design features which enhance MIGHTY's strength and durability. With MIGHTY, you can carry maximum payloads with absolute confidence and safety.




# Whatever your payload.

**Ready for anything,  
MIGHTY carries more per load for fewer trips.**

Classified according to gross vehicle weight, the MIGHTY features a 4,850mm-long deck and 7.8-ton GVM.

The reinforced rear axle has a 5,100kg maximum weight ratings so your cargo rides safely without worry. The powertrain is tailored to match the respective cargo hauling capacity.



**Standard cab:**  
The best in Comfort and Cargo Efficiency.



Longer wheel base

**3,850mm**

**Optimised standard**  
Standard Cab wheelbase measures 3,850mm.

EX8

**+115mm**

The 7.8T GVM-rated EX8 offers a choice of two different wheelbases.





# Solid & robust.


## Built tough for unsurpassed durability and reliability.

Even at maximum cargo carrying capacity, MIGHTY has been designed to travel confidently over the bumpiest of roads. Its ladder-frame chassis can safely withstand high torsional and flexing forces because it is built with a high-quality steel produced by Hyundai Motor Group affiliate Hyundai Steel. Cross-member reinforcement also helps resist twisting and bending.

# 79%

### Zinc-galvanised

For rust-resistance and extended durability, zinc-galvanised steel has been specified for 79% of the cabin structure. To achieve higher standards of strength, rigidity and improved crashworthiness, high tensile strength steel has been applied to 38% of the cabin shell.



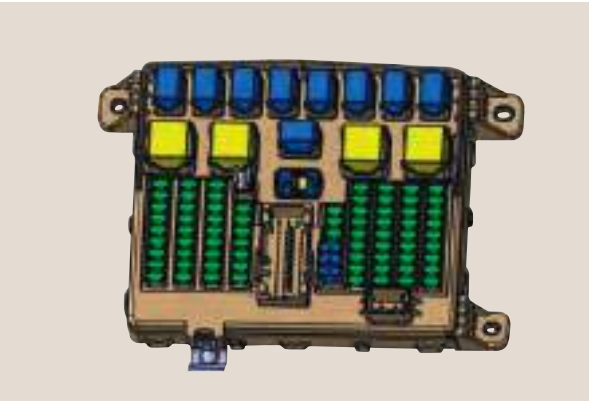

High Tensile Strength Steel

Zinc-Plated Steel

### Engine moved forward

# <<50mm

By moving the engine forward 50mm, extra load space has been created. This has also allowed the cab to be mounted lower, achieving a lower center of gravity and reducing vibrations. These are just some one of the benefits of MIGHTY’s all-new chassis.



### Improved Junction Box

New design allows for quick replacement of burnt out fuses and easy checks to detect current leakage.



### Easy to customize

For easy upper body customization, the ladder frame features a matrix of pre-drilled 11mm holes spaced 50mm apart.



### Wide Mud Guards

Front and rear mud guards prevent stones and other road debris from chipping the paintwork.

# Efficient & reliable.

## Impressive efficiency and power.

The D4 family of diesel engines are at the heart of MIGHTY and they beat with efficiency and impressive power. Compliant with EURO emission standards, the engine runs powerfully and is paired with a 5-speed manual transmission gearbox. For more efficient delivery of power and better distribution of cargo loads, the rear axle has been reinforced. To achieve a better ride and easier handling, the suspension features new, longer tapered leaf springs and gas-charged shock absorbers.

## Built for peace of mind.

The roads are always unpredictable, but MIGHTY helps minimise risk and dangers with its various safety features that provide protection and peace of mind. Safety begins with greatly improved headlamps and better cabin visibility. New, larger drum brakes shorten braking distances.





# More kilometers with less liters.

## Efficient, powerful and reliable.

Developed with Hyundai's own technology, the D4 family of diesel engines have earned a legendary reputation for their durability, reliability and economy. Fed by the very latest common rail direct injection system, Hyundai diesels squeeze the maximum amount of energy out of each drop of fuel and provide fantastic pulling power across a wide rpm range.

**MIGHTY is powered by a variant of the phenomenally popular D4 family of CRDi engines displacing 3.9L. The straight-four powerplant is mated to a 5-speed manual transmission to drive the rear wheels.**

### D4DD

- Displacement : 3,907cc
- 103kW / 2,800rpm
- 373nM / 1,600rpm

103kW @ 2800rpm



### NVH Countermeasures

MIGHTY engineers have devised numerous other countermeasures to achieve significant reductions in noise, vibration and harshness. These include the lowering of the cab floor, the installation of new engine mounts and the adoption of a single-structure frame for secure support of the crashpad. Other measures include the use of double-seal weather stripping to reduce wind noise and a new dual rail system installed inside the doors for rattle-free support of the side windows.



### Improved Rear Suspension

New rubber dampers replace the older metal-type to deliver greatly improved rear suspension performance.



### Anti-Vibration Dampers

Vibration has been reduced by the application of gas-type shock absorbers and wider spacing between the leaf springs.

# More Mighty.



**Passenger air conditioning (Opt.)**  
Controls are positioned centrally between the driver and front passenger for the maximum convenience of both.



**Map lamp**  
Allows for easy reading of documents.



**M400 audio**  
Now with USB and AUX capabilities, the enhanced radio allows for personalised entertainment on the road.



**Adjustable steering wheel**  
The tilt angle and distance can easily be adjusted to ensure the perfect driving position.



**Long stay mirror**  
The long-stay mirrors eliminate the blind spot enabling safer lane changes.



**Front marker lamps**  
Dual front marker lamps shine brightly to boost visibility and safety.



**Micro roof antenna**  
Great radio reception from a small, aerodynamic antenna that fits exactly to the style of MIGHTY.



**Rear lamps**  
Large rear lamps provide excellent illumination and are easy to service.



**Center console**  
The center fascia includes a nicely sized console for storage convenience.



**Folding parking brake lever**  
Flexibility and comfort is the name of the game, with the option to fold the parking brake "down", streamlining the cabin interior.



**Detachable upper front panel**  
The detachable design allows for quick inspections and easier servicing.



**Arm rest**  
Enjoy comfort and convenience on the road with a driver seat arm rest.



**Tool box**  
The sturdy, side-mounted tool box is easily accessible and lockable.



**17" Steel wheels**  
Mighty looks even more handsome and stylish with all new tubeless wheels.



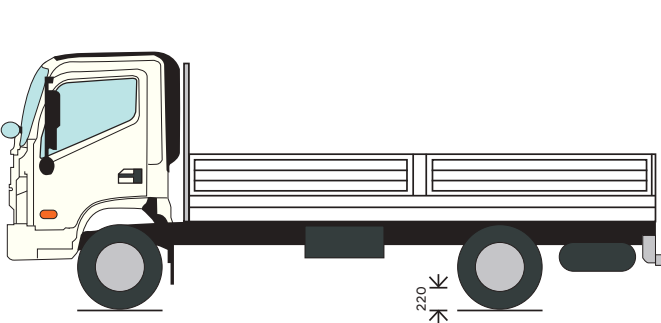
**Central door lock**  
Unlock and lock all doors at the touch of a button for enhanced safety and convenience.



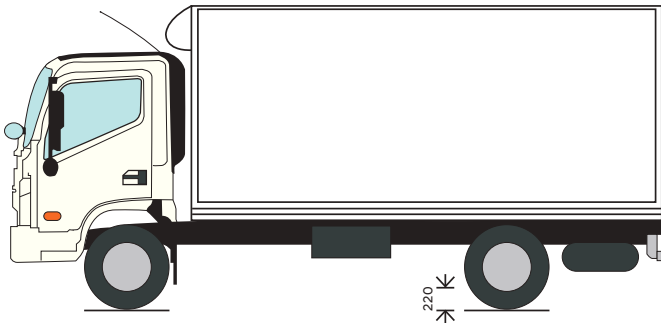
**Power window**  
Electric window controls allow for the ultimate luxury, yet practical, experience.



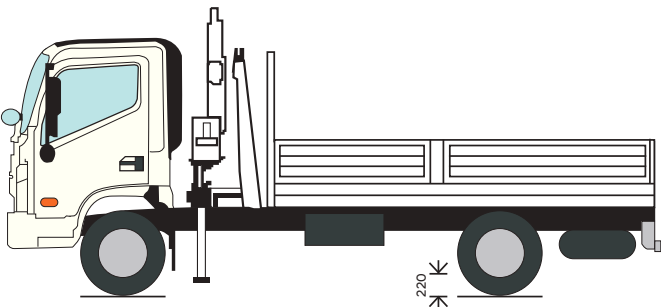
# Custom Truck Bodies.



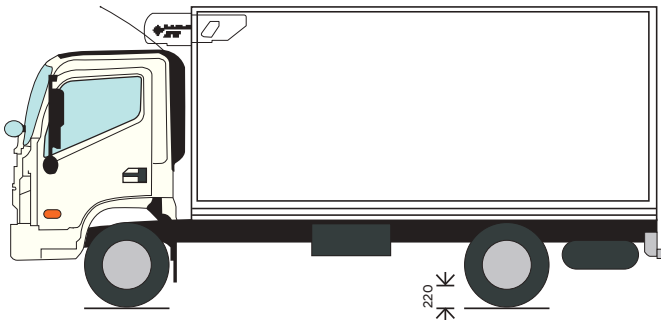
Dropside



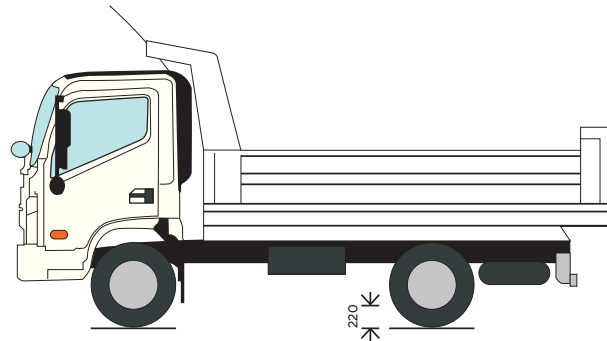
Van body




Dropside  
with crane



Insulated van  
body



Short wheelbase  
(tipper)



Short wheelbase  
insulated truck

## Specifications

Vehicle		
Axle layout	4X2	
Control	Semi forward	
Application	Rigid	
Mass		
Permissible body + payload	kg	5,150
Tare - total (T) *	kg	2,650
GVM	kg	7,800
V	kg	7,800
GCM	kg	11,000
D/T	kg	11,000
Axle - front GA/GAU	kg	3,000
Axle - front A/AU	kg	3,000
Axle - rear GA/GAU	kg	5,100
Axle - rear A/AU	kg	5,100
* Litres of fuel tank 1 included in tare	ltrs	100
* Litres of fuel tank 2 included in tare	ltrs	0
* Tools included in tare		No
*Spare wheel included in tare		Yes
* Fifth wheel included in tare		No
Performance		
Gradeability at V	%	32.2
Gradeability at D/T	%	0.0
Max. geared road speed *	km/h	111
* Limited to 80km/h if GVM > 9000kg, and 100km/h if GVM > 3500kg and <= 9000kg		
Major Dimensions		
Overall length	mm	6,620
Overall width	mm	2,100
Wheelbase	mm	3,850
CA - cab to bogie/rear axle	mm	3,260
Chassis Width Front	mm	860
Chassis Width Rear	mm	860
Turning circle - curb to curb (radius)	mm	7,500

Engine		
Make		Hyundai
Model		D4DD
Capacity	cm³	3,907
Layout		Diesel inline 4
Type		Turbo intercooled
Power at r/min	kW	103 @ 2,800
Torque at r/min	Nm	373 @ 1,600
Emissions standard		Euro 3

Clutch		
Make		Not Specified
Model		Generic 300
Type		Single
Diameter	mm	300
Operation		Hydraulic

Transmission		
Make		Hyundai
Model		MO35S5
Type		Synchromesh
Shift		Manual
No. of gears forward		5
First gear ratio		5.380
Top gear ratio		0.722

Drive Axle		
Make		Hyundai
Model		Sin Red
Reduction type		Single
Final ratio		5.428

Suspension		
Front		Semi elliptic multi leaf
Rear		Semi elliptic multi leaf
Shock absorbers		Front and rear
Stabilisers		Front and rear

Steering		
Operation		Power

Brakes		
System type		Hydraulic vacuum
Front		Drums
Rear		Drums
Anti-lock braking system (ABS)		Standard
Park/emergency system		Internal on Prop Shaft
Exhaust brake		Standard

Electrical & Fuel		
Fuel tank 1 capacity	ltrs	100

Tyres		
Make - front		Not Specified
Size and ply rating - front		205/75/17.5 - 10PR
Make - rear		Not Specified
Size and ply rating - rear		205/75/17.5 - 10PR

Cab & Extras		
Type		Day
Roof		Low
No. seated		3
Airconditioning		Optional
Radio		Standard
Tilt cab		Yes